

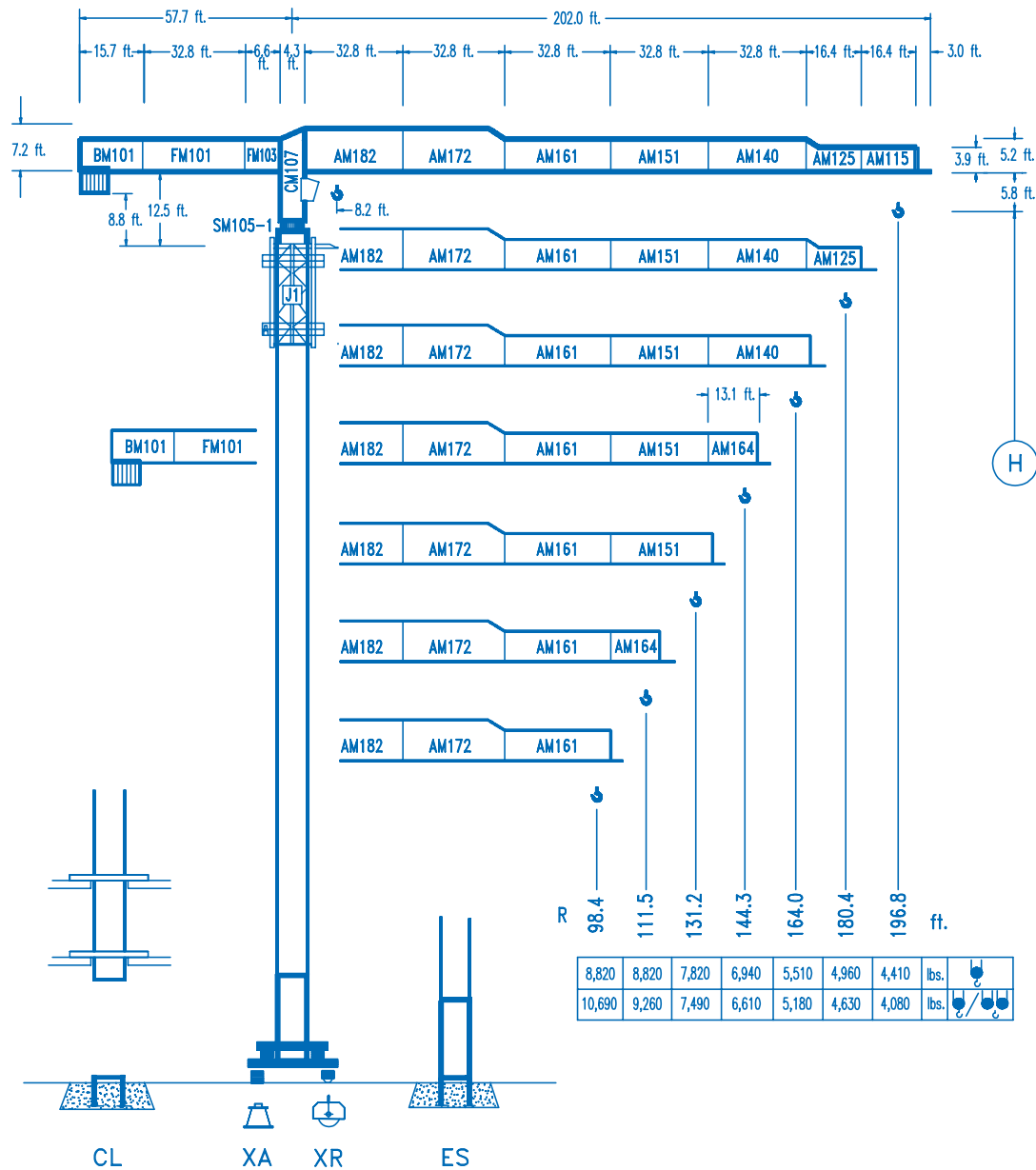


COMANSA

LINDEN 1000

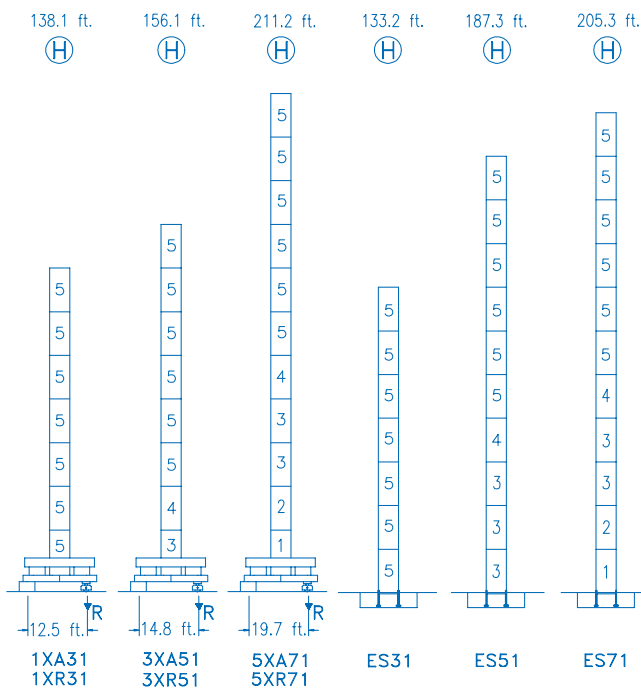
10 LC 140

17,630 lbs.

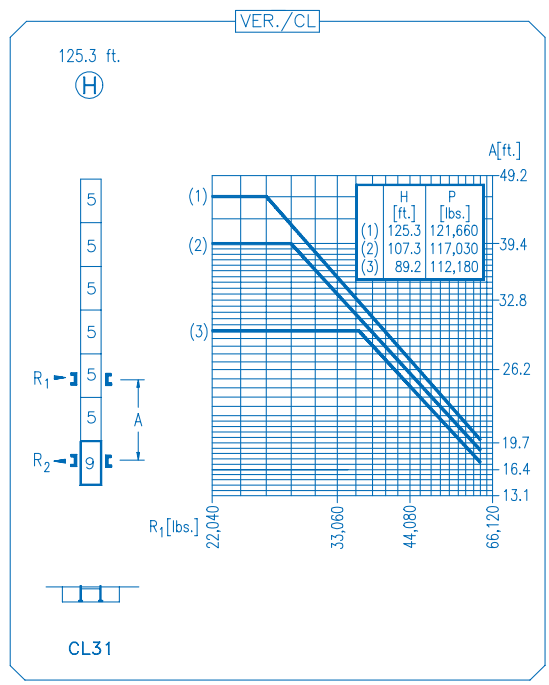


CE
DIN 15018 H1 B3

R		R(Cmax)	Cmax	82.0	98.4	111.5	131.2	144.3	164.0	180.4	196.8	ft.
196.8		108.6 ft.	8,820	8,820	8,820	8,560	7,120	6,380	5,490	4,900	4,410	
		57.4 ft.	17,630	11,820	9,590	8,280	6,820	6,060	5,170	4,570	4,080	
180.4		109.9 ft.	8,820	8,820	8,820	8,660	7,210	6,460	5,550	4,960		
		58.0 ft.	17,630	11,950	9,690	8,360	6,890	6,140	5,230	4,630		
164.0		108.9 ft.	8,820	8,820	8,820	8,590	7,140	6,400	5,510			
		57.4 ft.	17,630	11,850	9,600	8,300	6,830	6,080	5,180			
144.3		116.8 ft.	8,820	8,820	8,820	8,820	7,750	6,940				
		61.7 ft.	17,630	12,790	10,390	8,990	7,420	6,610				
131.2		118.1 ft.	8,820	8,820	8,820	8,820	7,820					
		62.0 ft.	17,630	12,910	10,490	9,080	7,490					
111.5		111.5 ft.	8,820	8,820	8,820	8,820						
		63.0 ft.	17,630	13,160	10,690	9,260						
98.4		98.4 ft.	8,820	8,820	8,820							
		63.0 ft.	17,630	13,160	10,690							



N	Ref.	h
1	S15	18.0 ft.
2	TS15	18.0 ft.
3	S14	18.0 ft.
4	TS14	18.0 ft.
5	S13	18.0 ft.
9	CLS13.1	10.2 ft.



R. máx. En servicio
In operation
En service
In Betrieb

1XR31 ... 163,100 lbs.
3XR51 ... 158,470 lbs.
5XR71 ... 181,610 lbs.

R. máx. Fuera de servicio
Out of service
Hors service
Ausser Betrieb

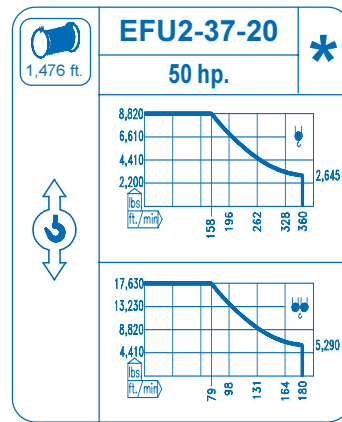
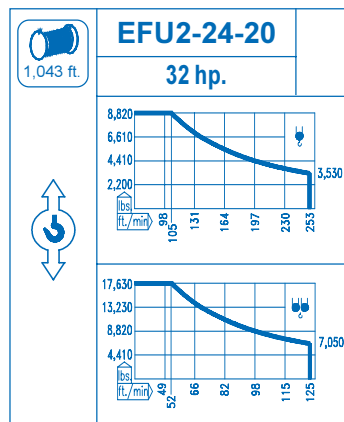
1XR31 ... 180,070 lbs.
3XR51 ... 197,040 lbs.
5XR71 ... 276,380 lbs.

CFU-4.0
5.4 hp.
0 ⇄ 216 ft./min

GR-7.5
2 x 55 ft.lbs.
0 ⇄ 0.8 rpm

TS2-5.5 **TRA-7.5**
2 x 40 ft.lbs. 2 x 55 ft.lbs.
0 ⇄ 78 ft./min
1XR31 3XR51 5XR 71

TRA-7.5VC
2 x 55 ft.lbs.
0 ⇄ 78 ft./min
5XR71



Tensión de alimentación
Operating voltage
Tension de service
Betriebsspannung

480 V
3 ph
60 Hz

Opcional
Optional
En option
Kaufoption
